



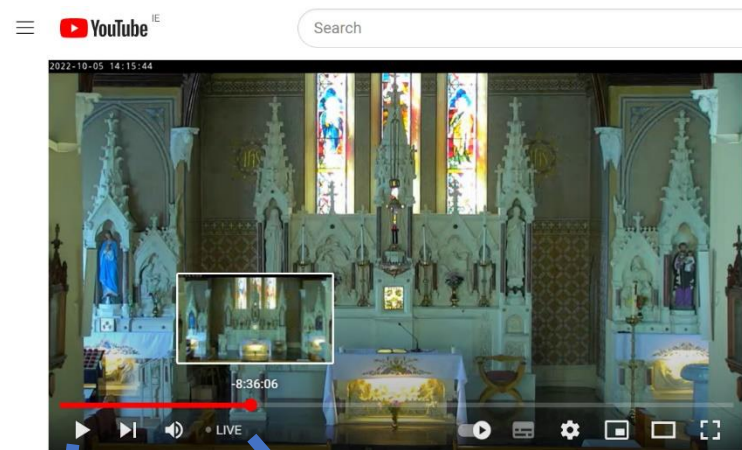
DUNLEER PARISH LIVESTREAM – HOW TO REWIND & PLAYBACK WITHIN AN 11 HOUR WINDOW

STEP 1: Log onto Dunleer Parish livestream by clicking on the link [\(2530\) St Brigids RC Dunleer Parish - YouTube](#) or you will find the link on www.dunleerparish.ie

STEP 2: By activating Digital Video Recording (DVR) feature on Youtube you may now navigate, rewind and playback the livestream within an 11 hour window of the actual live broadcast from the Parish webcam. Note that the livestream is broadcast 24 hours per day continuously so if an event such as a funeral is broadcast starting at 11am you can rewind the livestream and view the Mass up to 10 pm that same night. The 11 hours is rolling so after 11 hours have passed from the time of the actual broadcast of the Mass or service then the ability to replay it is lost.



To rewind just click on the play head (red dot) and drag it back to the left along the timeline in RED as indicated above until you find the broadcast you are looking for. Once released you will see the dot beside the word LIVE is not highlighted which means it's in playback mode. Click the play symbol. To return to the LIVE stream just click the word LIVE underneath the playback line.



Click on the word LIVE to return to the LIVE feed from the church.

Click the play button. The playback controls are available once you move the play head back on the timeline (i.e. to the left)